



US00D816576S

(12) **United States Design Patent**
Park et al.

(10) **Patent No.:** **US D816,576 S**

(45) **Date of Patent:** **** May 1, 2018**

(54) **WHEEL FOR BIKE**
(71) Applicant: **HYCORE CO., LTD.**, Seoul (KR)
(72) Inventors: **Dong Hyun Park**, Gwangmyeong-si (KR); **Tae Hyung Lee**, Seoul (KR); **Daniel Wontae Choi**, Pomona, CA (US); **Hang Hoon Choi**, Seoul (KR)
(73) Assignee: **HYCORE CO., LTD.**, Seoul (KR)
(**) Term: **15 Years**
(21) Appl. No.: **29/553,093**

D303,516 S * 9/1989 Arredondo, Jr. D12/209
5,184,874 A * 2/1993 Olson B60B 1/06
301/104
D352,021 S * 11/1994 Powers D12/209
D370,652 S * 6/1996 Londry D12/209
D372,697 S * 8/1996 Echazabal D12/209
D383,721 S * 9/1997 Baker D12/209
D405,747 S * 2/1999 Sacco D12/209
D445,389 S * 7/2001 Stach D12/209
D491,868 S * 6/2004 Lin D12/209
D520,430 S * 5/2006 Lindsay D12/209
D570,757 S * 6/2008 Kiesel D12/209
D649,920 S * 12/2011 Jessie, Jr. D12/209
D659,626 S * 5/2012 Frei D12/209
D675,553 S * 2/2013 Pearce D12/209

* cited by examiner

(22) Filed: **Jan. 28, 2016**

Primary Examiner — Sandra Snapp

(30) **Foreign Application Priority Data**

(74) *Attorney, Agent, or Firm* — Novick, Kim & Lee, PLLC; Jae Youn Kim

Jul. 31, 2015 (KR) 30-2015-0038528

(51) **LOC (11) Cl.** **12-16**

(57) **CLAIM**

(52) **U.S. Cl.**
USPC **D12/209**

We claim the ornamental design for a wheel for bike, as shown and described.

(58) **Field of Classification Search**

DESCRIPTION

USPC D12/204–213
CPC B60B 7/00; B60B 7/02; B60B 7/04; B60B 7/01; B60B 7/06; B60B 3/02; B60B 3/04; B60B 3/06; B60B 3/10; B60B 1/00; B60B 1/08; B60B 1/10; B60B 1/12
See application file for complete search history.

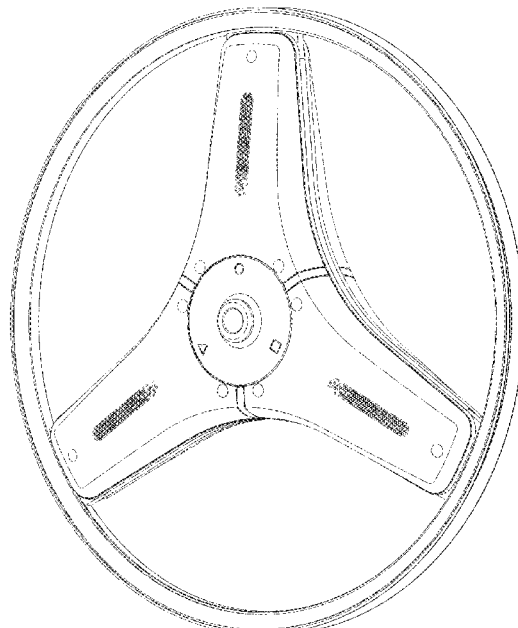
FIG. 1 is a perspective view of a wheel for bike, showing our new design;
FIG. 2 is a front elevational view thereof;
FIG. 3 is a rear elevational view thereof;
FIG. 4 is a left side elevational view thereof;
FIG. 5 is a right side elevational view thereof;
FIG. 6 is a top plan view thereof;
FIG. 7 is a bottom plan view thereof; and,
FIG. 8 is an enlarged view of one of a wheel spoke portion as shown in FIG. 2.

(56) **References Cited**

U.S. PATENT DOCUMENTS

1 Claim, 7 Drawing Sheets

1,619,802 A * 3/1927 Baker B60B 1/00
29/894.341
D219,966 S * 2/1971 Halibrand D12/209
D299,918 S * 2/1989 Envall D12/209



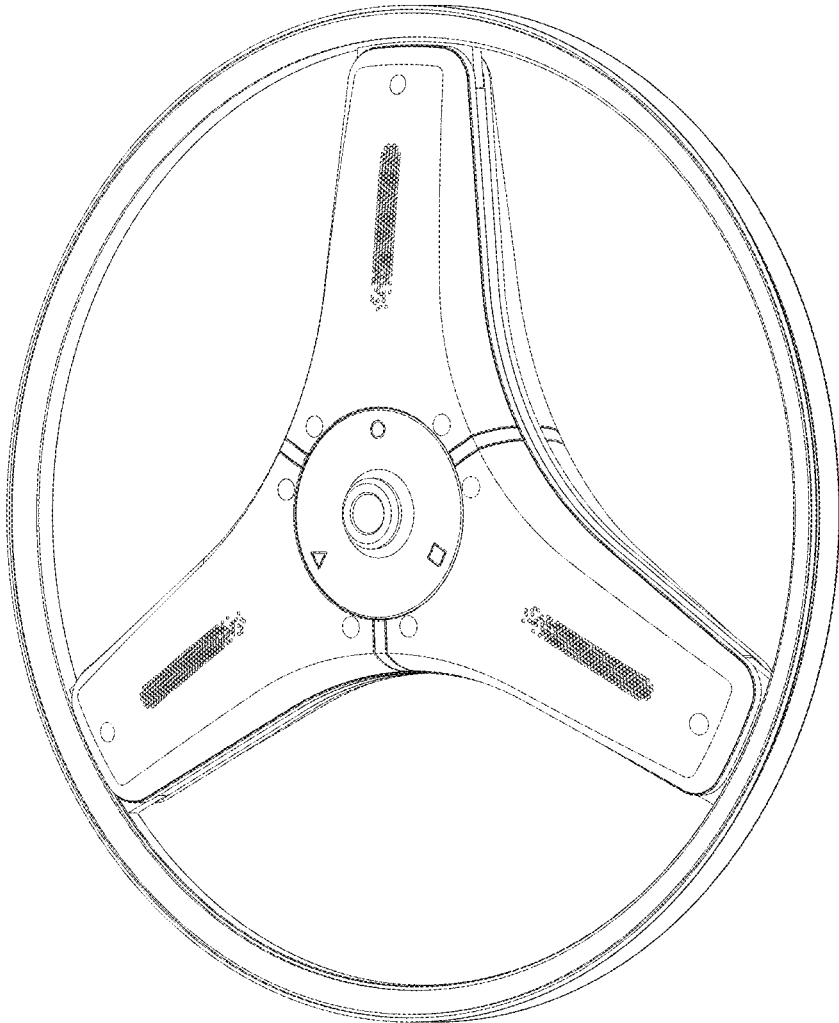


FIG. 1

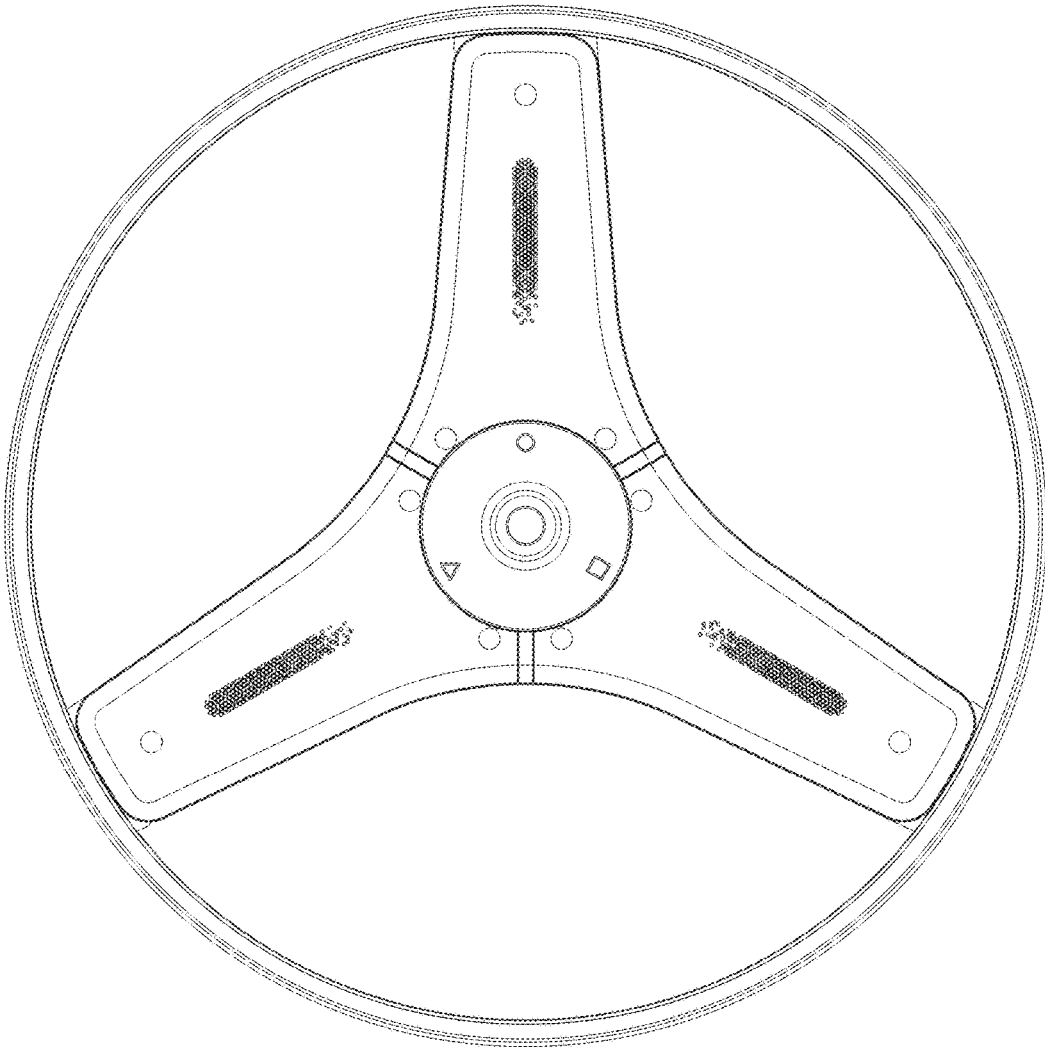


FIG. 2

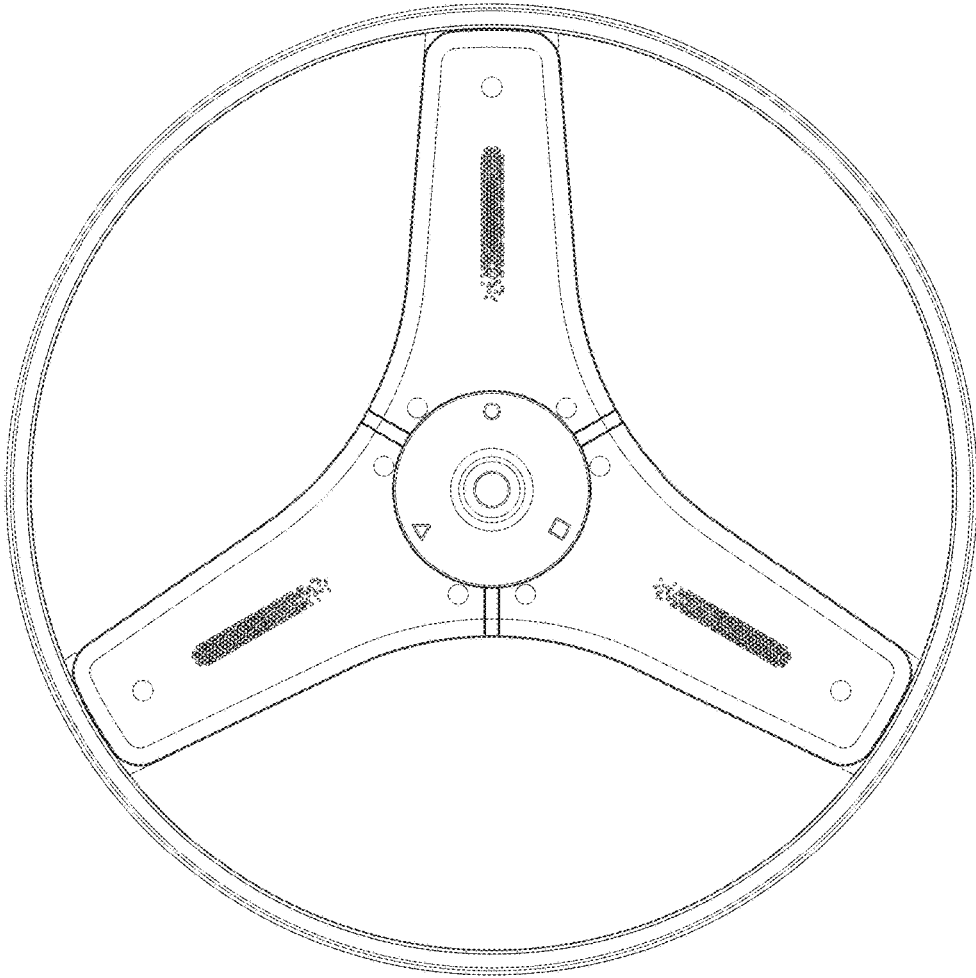


FIG. 3

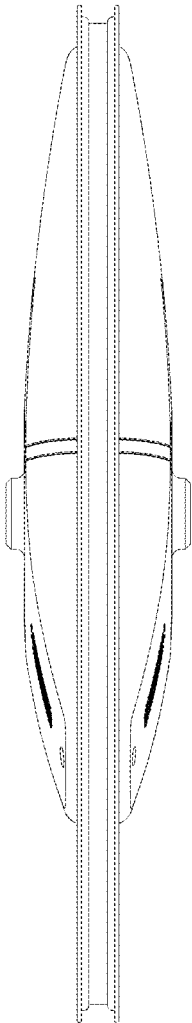


FIG. 4

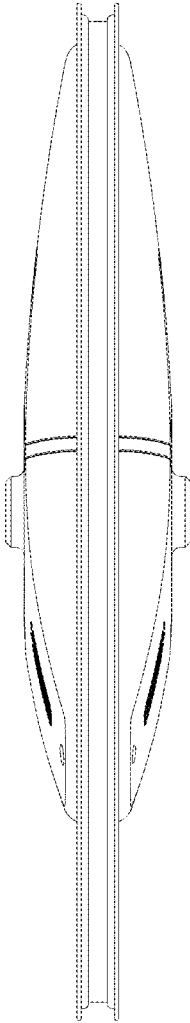


FIG. 5

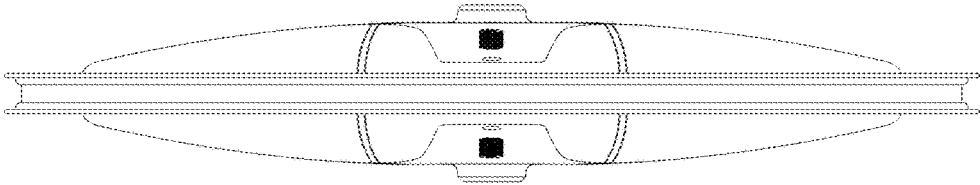


FIG. 6

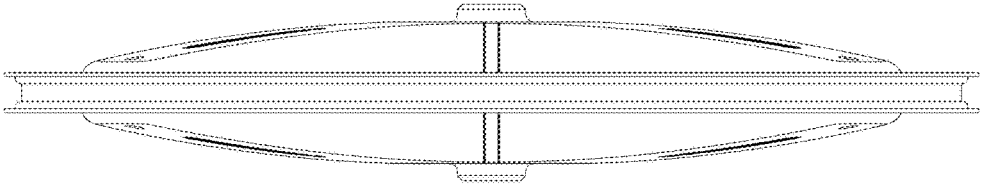


FIG. 7

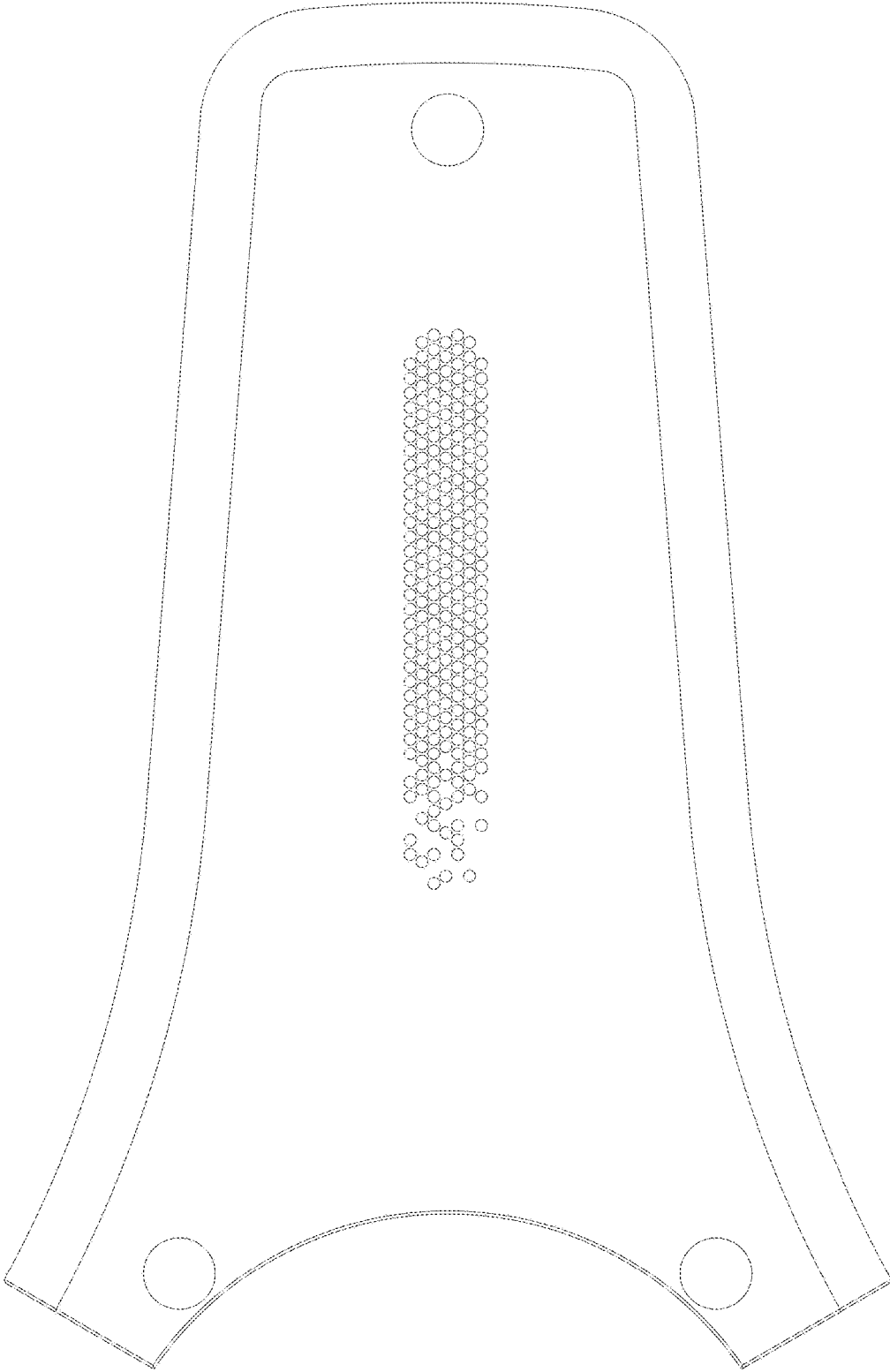


FIG. 8