



US00D813856S

(12) **United States Design Patent**
Daubmeier

(10) **Patent No.:** **US D813,856 S**

(45) **Date of Patent:** **** Mar. 27, 2018**

- (54) **PHONE CASE**
- (71) Applicant: **Louis Vuitton Malletier**, Paris (FR)
- (72) Inventor: **Sigrid Daubmeier**, Paris (FR)
- (73) Assignee: **LOUIS VUITTON MALLETIER**, Paris (FR)

D690,098 S *	9/2013	Murchison	D3/232
D698,774 S *	2/2014	Wardy	D14/250
D705,767 S *	5/2014	Yoon	D14/250
D718,756 S *	12/2014	Barfoot	D14/250
D729,515 S *	5/2015	Slimane	D3/242
D736,519 S *	8/2015	Chui	D3/272
D744,471 S *	12/2015	Fitzgerald	D14/250
D758,070 S *	6/2016	Frohlich	D3/232

(**) Term: **15 Years**

(21) Appl. No.: **29/582,624**

(22) Filed: **Oct. 28, 2016**

(51) **LOC (11) Cl.** **14-03**

(52) **U.S. Cl.**
USPC **D14/250**

(58) **Field of Classification Search**
 USPC D3/201, 218, 232, 233, 239, 242,
 D3/245–247, 250, 251, 269, 273, 301,
 D3/303; D13/103, 107, 108, 119;
 D14/137, 138 R, 138 AA, 138 C, 138 G,
 D14/203.3–203.7, 217, 238.1, 247, 248,
 D14/250, 251–253, 440
 CPC H04B 1/3888; H04M 1/0283;
 H04M 1/0202; A45C 1/06; A45C
 2011/002; A45C 23/02; A45C 11/00;
 A45F 2005/028; A45F 2200/0525; A45F
 2200/0518

See application file for complete search history.

(56) **References Cited**

U.S. PATENT DOCUMENTS

D525,027 S *	7/2006	Higgins	D3/242
D619,810 S *	7/2010	Huang	D3/276
D664,764 S *	8/2012	Bub	D3/242
D685,574 S *	7/2013	Swingler	D3/245
D687,027 S *	7/2013	Melanson	D14/250

OTHER PUBLICATIONS

The Fashion Crowd Is Already Losing It Over This Louis Vuitton Cellphone Case, posted at Thefashionspot.com, posting date Oct. 6, 2016, [online], [site visited Aug. 8, 2017]. Available from Internet, <URL: <http://www.thefashionspot.com/style-trends/717277-louis-vuitton-cellphone-case/#/slide/1>>.*

* cited by examiner

Primary Examiner — Susan E Krakower
Assistant Examiner — Lisa A Grabenstetter
(74) *Attorney, Agent, or Firm* — Finnegan, Henderson, Farabow, Garrett & Dunner LLP

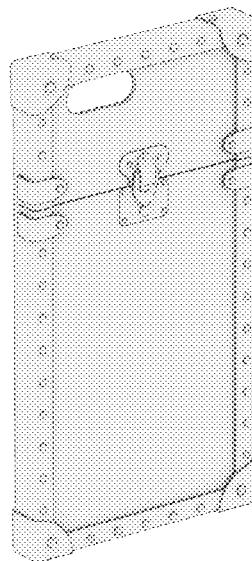
(57) **CLAIM**

The ornamental design for a phone case, as shown and described.

DESCRIPTION

FIG. 1 is a front left top perspective view of a phone case showing my new design;
FIG. 2 is a rear right top perspective view thereof;
FIG. 3 is a front elevation view thereof;
FIG. 4 is a rear elevation view thereof;
FIG. 5 is a left side view thereof;
FIG. 6 is a right side view thereof;
FIG. 7 is a top plan view thereof; and,
FIG. 8 is a bottom plan view thereof.

1 Claim, 8 Drawing Sheets



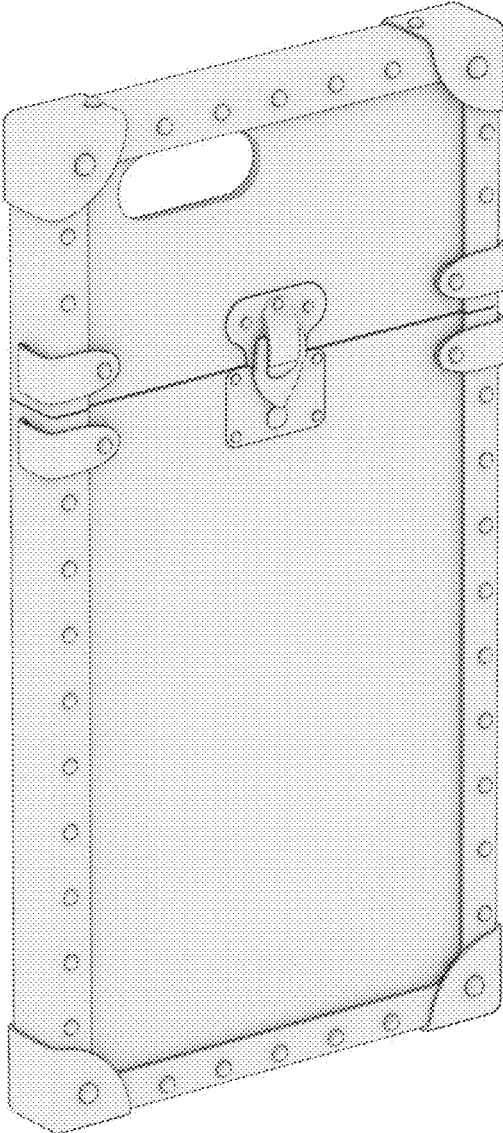


FIG. 1

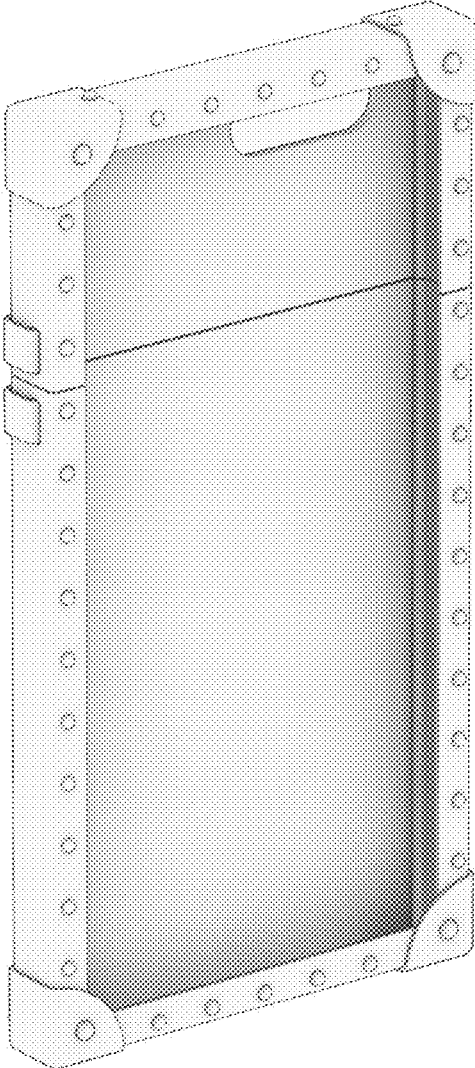


FIG. 2

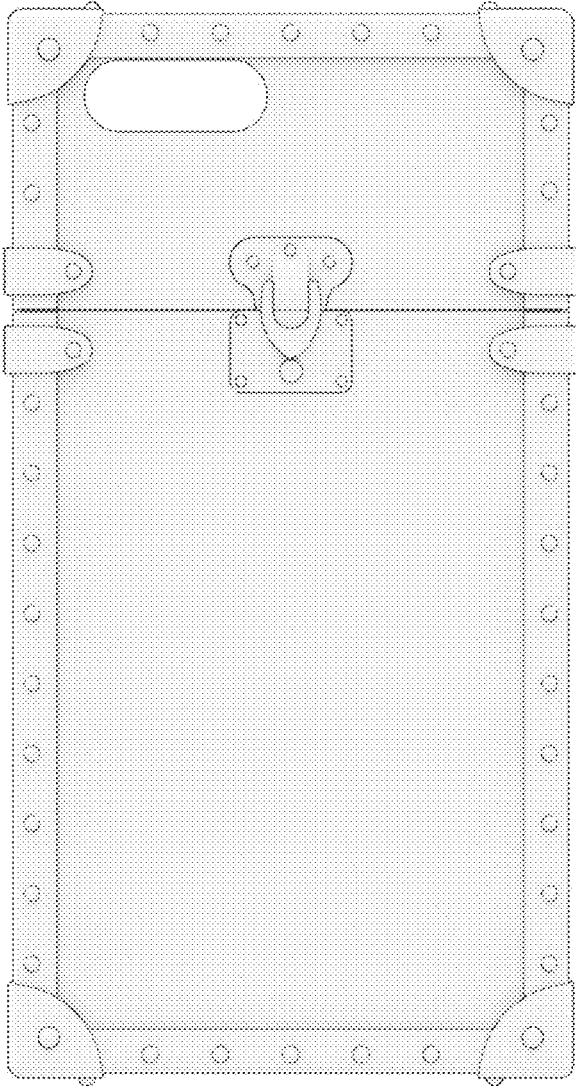


FIG. 3




FIG. 4

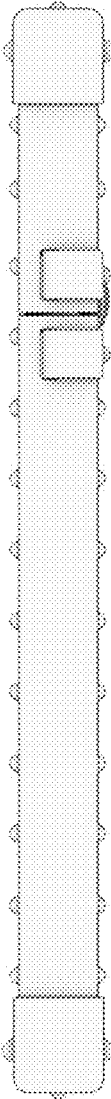


FIG. 5

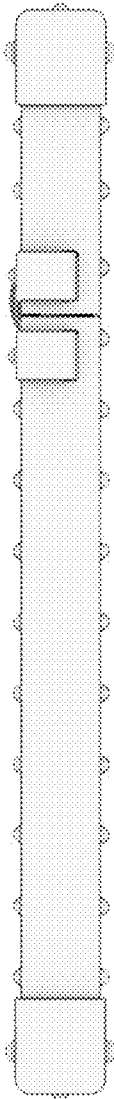


FIG. 6



FIG. 7

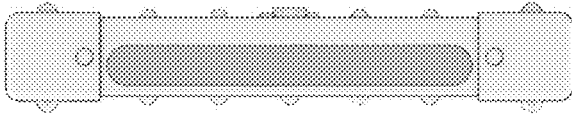


FIG. 8