



US00D811946S

(12) **United States Design Patent**  
**Williams**

(10) **Patent No.:** **US D811,946 S**

(45) **Date of Patent:** **\*\* Mar. 6, 2018**

(54) **COLLAPSIBLE BICYCLE**  
(71) Applicant: **FORD GLOBAL TECHNOLOGIES, LLC**, Dearborn, MI (US)

D694,156 S \* 11/2013 Taipalus ..... D12/111  
D721,013 S \* 1/2015 Fragassi ..... D12/111  
D727,214 S \* 4/2015 Yang ..... D12/111  
D727,215 S \* 4/2015 Yang ..... D12/111

\* cited by examiner

(72) Inventor: **Bruce P. Williams**, Grosse Pointe Park, MI (US)

*Primary Examiner* — Michael A Pratt

(73) Assignee: **Ford Global Technologies, LLC**, Dearborn, MI (US)

(74) *Attorney, Agent, or Firm* — James Dottavio

(\*\*) Term: **15 Years**

(57) **CLAIM**

The ornamental design for a collapsible bicycle, as shown and described.

(21) Appl. No.: **35/001,020**

**DESCRIPTION**

(22) Filed: **Jun. 10, 2015**

1. Collapsible bicycle

(80) **Hague Agreement Data**

Int. Filing Date: **Jun. 10, 2015**  
Int. Reg. No.: **DM/092534**  
Int. Reg. Date: **Jun. 10, 2015**  
Int. Reg. Pub. Date: **Sep. 30, 2016**

- 1.1 : Right
- 1.2 : Left
- 1.3 : Front
- 1.4 : Back
- 1.5 : Top
- 1.6 : Bottom
- 1.7 : Perspective
- 1.8 : Perspective
- 1.9 : Perspective
- 1.10 : Perspective
- 1.11 : Exploded
- 1.12 : Exploded

(51) **LOC (11) Cl.** ..... **12-11**

(52) **U.S. Cl.** ..... **D12/111**  
USPC ..... **D12/111**

(58) **Field of Classification Search**  
USPC ..... D12/111, 117; D21/419, 424  
CPC ... B62K 3/00; B62K 3/02; B62K 3/06; B62K 3/08; B62K 9/00; B62K 15/00; B62K 15/006; B62K 15/008; B62K 17/00  
See application file for complete search history.


The design for a collapsible bicycle; figure 1 is a right side view of the assembled collapsible bicycle; figure 2 is left side view thereof; figure 3 is a front elevational view thereof; figure 4 is a rear elevational view thereof; figure 5 is a top plan view thereof; figure 6 is a bottom plan view thereof; figure 7 is a right front perspective view thereof; figure 8 is a left front perspective view thereof; figure 9 is a right rear perspective view thereof; figure 10 is left rear perspective view thereof; figure 11 is a right side view of the disassemble collapsible bicycle; and figure 12 is a left side view thereof.


(56) **References Cited**

**U.S. PATENT DOCUMENTS**


D466,055 S \* 11/2002 Masui ..... D12/111  
D670,208 S \* 11/2012 Frenzel ..... D12/111  
D686,540 S \* 7/2013 Hinderhofer ..... D12/111

**1 Claim, 12 Drawing Sheets**

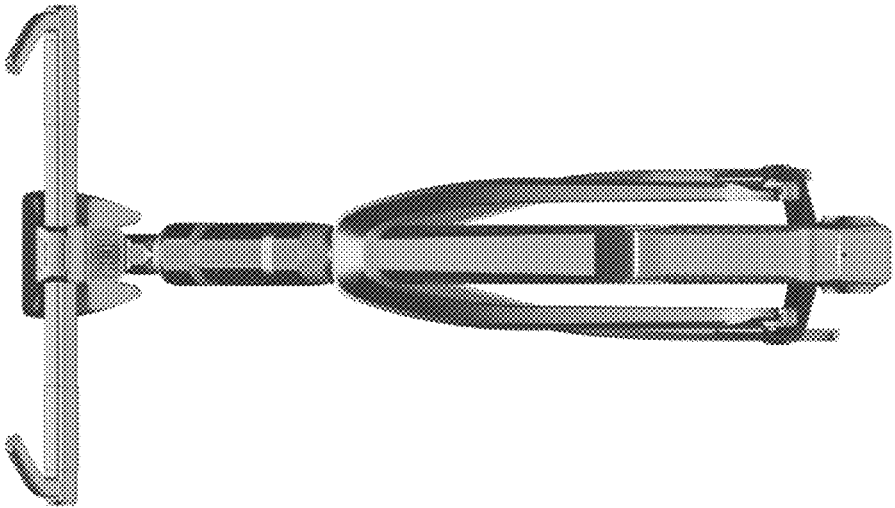




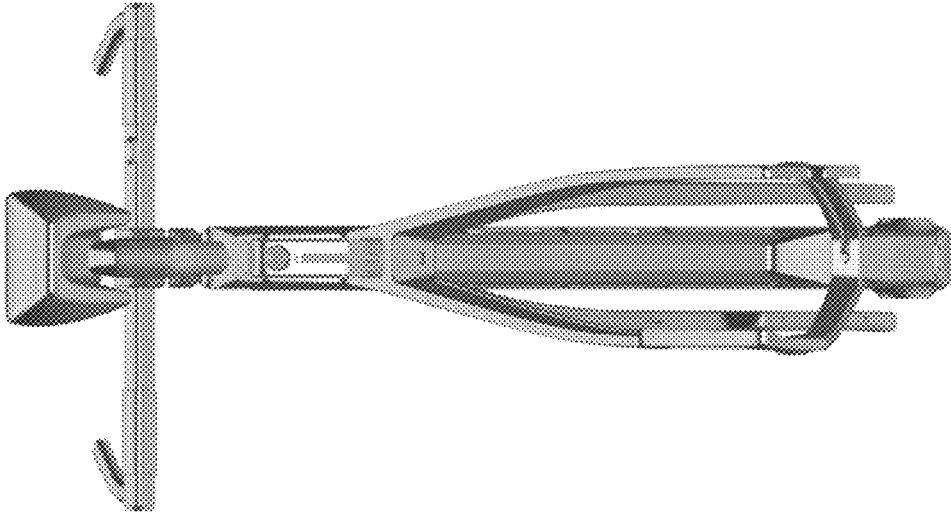
1.1



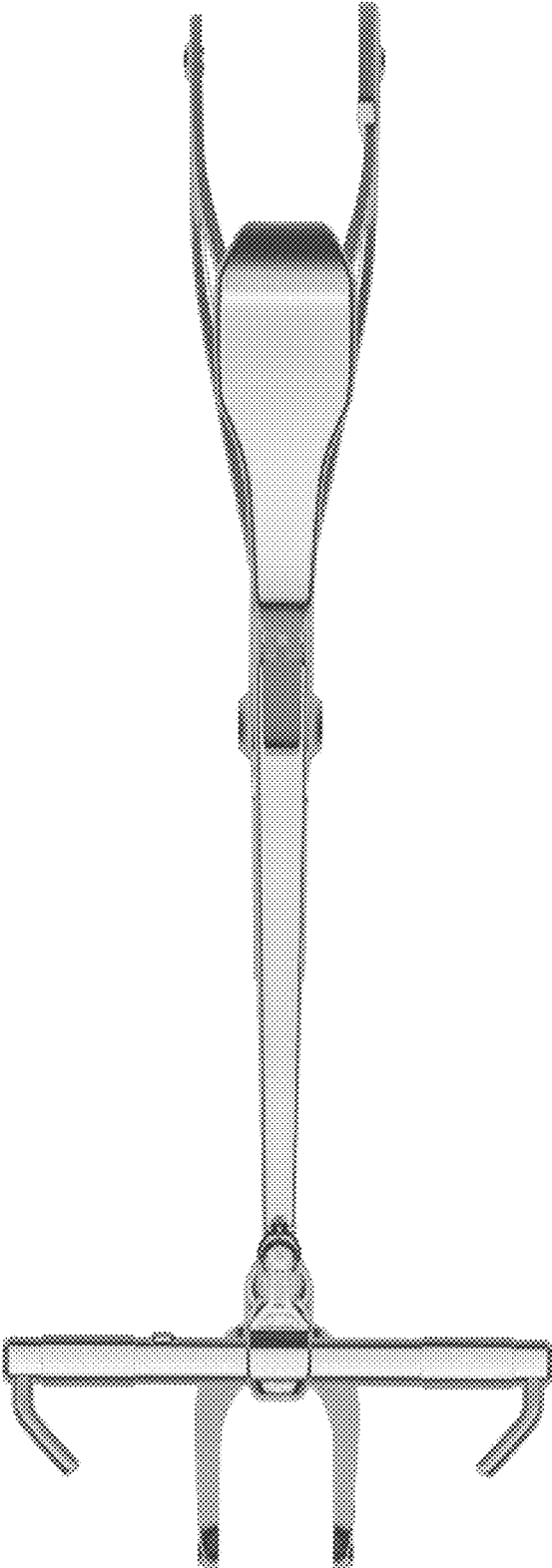
1.2



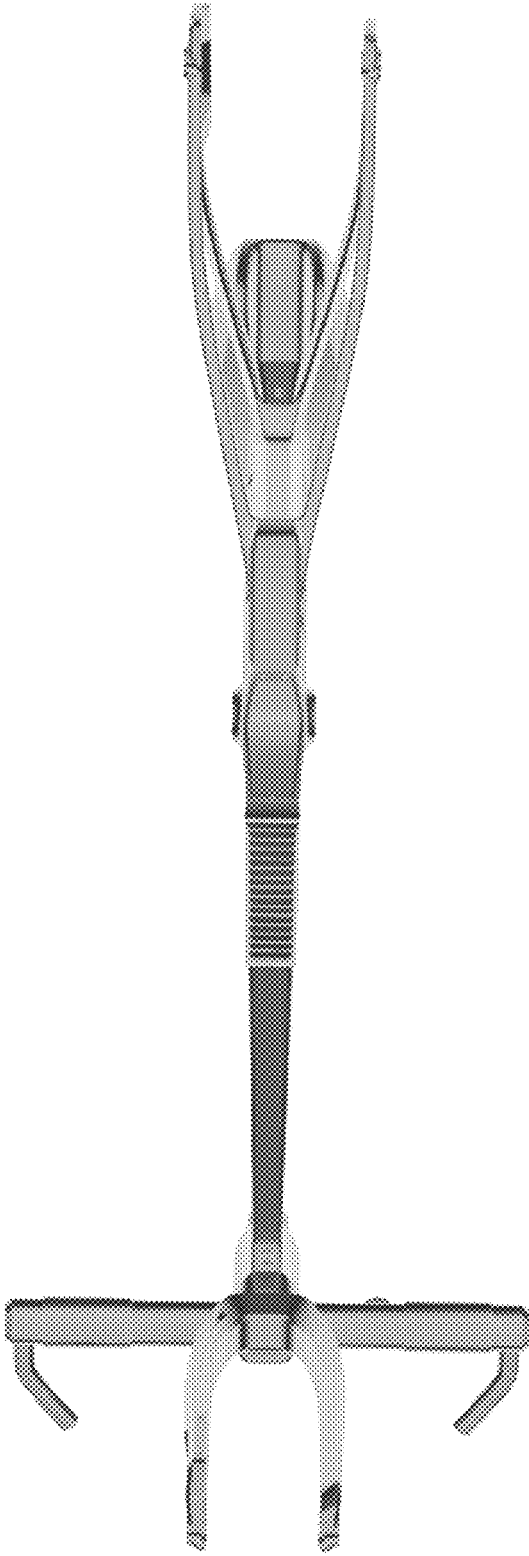
1.3



1.4



1.5



1.6




1.7

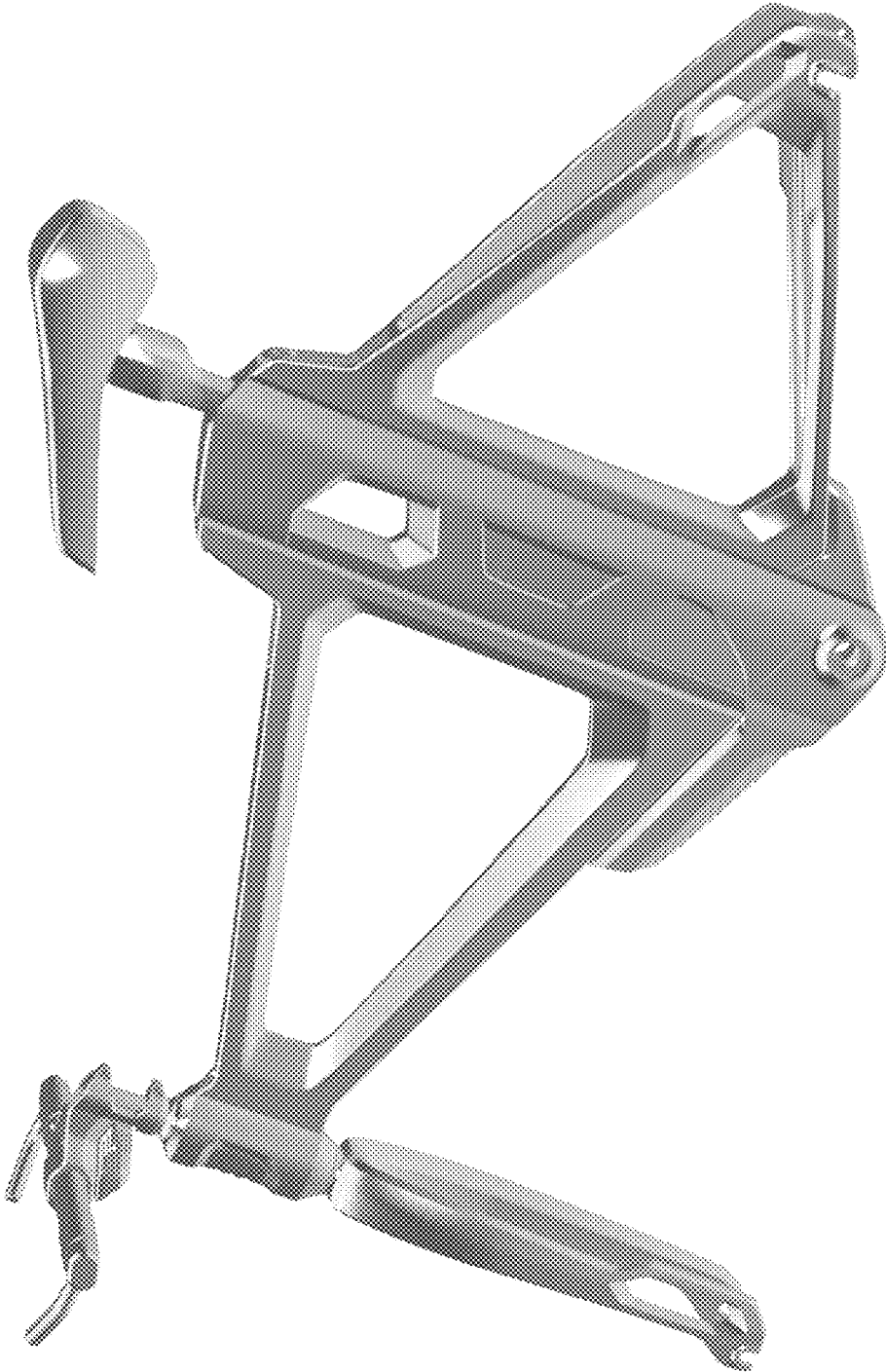





1.8



1.9



1.10



1.11

