



US00D811501S

(12) **United States Design Patent**  
**Zawitz**

(10) **Patent No.:** **US D811,501 S**

(45) **Date of Patent:** **\*\* Feb. 27, 2018**

- (54) **LIGHTED BASKETBALL**
- (71) Applicant: **Richard E. Zawitz**, South San Francisco, CA (US)
- (72) Inventor: **Richard E. Zawitz**, South San Francisco, CA (US)
- (73) Assignee: **Tangle, Inc.**, San Francisco, CA (US)
- (\*\*) Term: **15 Years**
- (21) Appl. No.: **29/620,090**
- (22) Filed: **Jun. 27, 2016**
- (51) **LOC (11) Cl.** ..... **21-02**
- (52) **U.S. Cl.**  
USPC ..... **D21/713**
- (58) **Field of Classification Search**  
USPC ..... D21/707-714, 398, 466; D30/160; 473/569-577, 593-615  
CPC . A63B 37/0011; A63B 37/0098; A63B 37/12; A63B 37/14; A63B 39/00; A63B 39/06; A63B 2039/003; A63B 41/00; A63B 41/08; A63B 41/10; A63B 43/00; A63B 43/002; A63B 43/004; A63B 43/005; A63B 43/007; A63B 43/008; A63B 43/02; A63B 43/04; A63B 43/06; A63B 2043/001; A63H 33/18; A01K 15/025  
See application file for complete search history.

D473,275 S *	4/2003	Gundra	.....	D21/713
D510,113 S *	9/2005	Kelly	.....	D21/713
D527,432 S *	8/2006	Just	.....	D21/713
D583,427 S *	12/2008	Saghir	.....	D21/713
D626,705 S *	11/2010	Rutherford	.....	D30/160
D692,510 S *	10/2013	Zawitz	.....	D21/707
D718,825 S *	12/2014	Ross	.....	D21/662
2007/0010360 A1*	1/2007	Chang	.....	A63B 37/12 473/598
2008/0268989 A1*	10/2008	Lalvani	.....	A63B 41/08 473/598
2012/0283056 A1*	11/2012	Berggren	.....	A63B 41/02 473/604
2014/0200103 A1*	7/2014	Thurman	.....	G09B 19/0038 473/570
2016/0107047 A1*	4/2016	Canobbio	.....	A63B 43/002 473/603

**FOREIGN PATENT DOCUMENTS**

CH	129749-0001	*	8/2003
CN	301715456	*	11/2011

(Continued)

*Primary Examiner* — Catherine A Tuttle  
(74) *Attorney, Agent, or Firm* — Steven A. Nielsen;  
[www.NielsenPatents.com](http://www.NielsenPatents.com)

(57) **CLAIM**

The ornamental design for a lighted basketball, as shown and described.

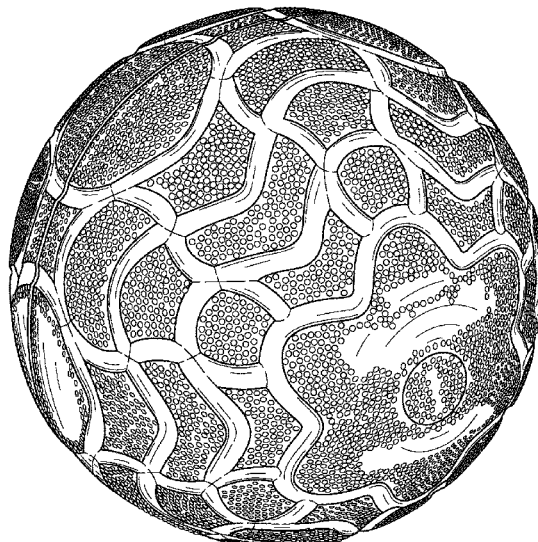
**DESCRIPTION**

FIG. 1 is a perspective view of a lighted basketball showing my new design;  
FIG. 2 is a front view thereof;  
FIG. 3 is a rear view thereof;  
FIG. 4 is a top view thereof;  
FIG. 5 is a bottom view thereof;  
FIG. 6 is a right side view thereof; and,  
FIG. 7 is a left side view thereof.

**1 Claim, 7 Drawing Sheets**

(56) **References Cited**  
U.S. PATENT DOCUMENTS

D74,569 S *	2/1928	Kafka	.....	D11/121
D281,521 S *	11/1985	Stalberger, Jr.	.....	D21/713
D299,845 S *	2/1989	Gray	.....	D21/713
D299,940 S *	2/1989	Fitzgerald	.....	D21/713
D408,876 S *	4/1999	Feeney	.....	D21/713
6,405,682 B1*	6/2002	Simon	.....	A01K 15/025 119/707



(56)

**References Cited**

FOREIGN PATENT DOCUMENTS

DE	2508922	A1	*	9/1976	.....	A63B 69/0079
DE	19901327	A1	*	7/2000	.....	A63B 41/08
DE	19904766	A1	*	8/2000	.....	A63B 41/08
DE	19905044	A1	*	8/2000	.....	A63B 41/08
DE	19905045	A1	*	8/2000	.....	A63B 41/08
EM	001156822-0001		*	11/2009		
EP	687485	A1	*	12/1995	.....	A63B 37/00
FR	381446	A	*	1/1908	.....	A63B 41/08
GB	305954	A	*	2/1929	.....	A63B 41/08
GB	435352	A	*	9/1935	.....	A63B 41/085

\* cited by examiner

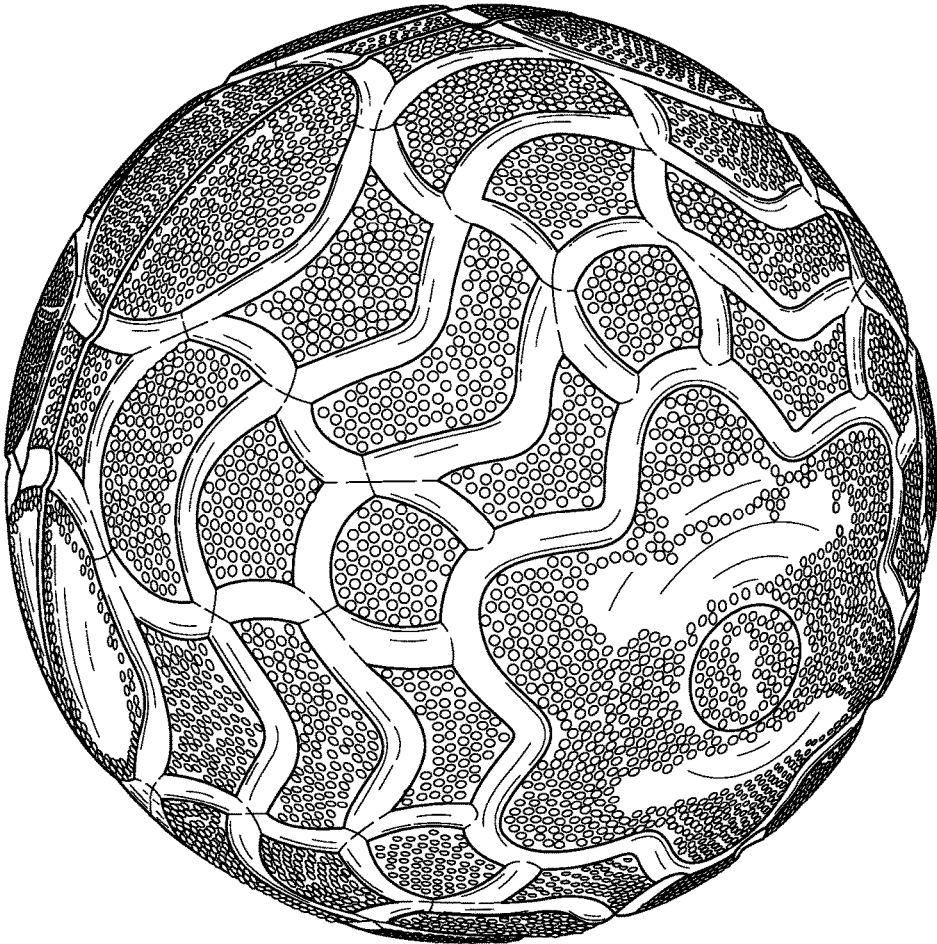


FIG. 1




FIG. 2




FIG. 3




FIG. 4




FIG. 5




FIG. 6






FIG. 7