US00D819352S

(12) United States Design Patent

Li

(10) Patent No.: US D819,352 S
(45) Date of Patent: ** Jun. 5, 2018

(54) **LOUNGE CHAIR**

(71) Applicant: **STORIMODERN, LLC**, Wilmington, DE (US)

(72) Inventor: **Site Li**, Irving, TX (US)

(73) Assignee: **STORIMODERN, LLC**, Wilmington, DE (US)

(**) Term: **15 Years**

(21) Appl. No.: **29/562,973**

(22) Filed: **Apr. 29, 2016**

(51) **LOC (11) Cl.** **06-01**

(52) **U.S. Cl.**
USPC **D6/369**

(58) **Field of Classification Search**
USPC D6/334–336, 344, 347, 348, 361, D6/369–376, 380–381, 716, 716.1–716.4; 297/280
CPC .. A47C 11/00; A47C 4/02; A47C 4/03; A47C 3/04; A47C 7/16; A47C 4/022
See application file for complete search history.

(56) **References Cited**

U.S. PATENT DOCUMENTS

D103,956 S * 4/1937 Rink D6/347
D263,353 S * 3/1982 Beals D6/370
D325,676 S * 4/1992 Parker D6/361
D327,584 S * 7/1992 Braxton, III D6/334
D338,563 S * 8/1993 Chiang D6/344
D361,901 S * 9/1995 Szekely D6/370
D383,627 S * 9/1997 Kane D6/370
D384,512 S * 10/1997 Skalka D6/370
5,957,536 A * 9/1999 Sullivan A47C 11/00 297/280
D414,952 S * 10/1999 Slear D6/370
D426,393 S * 6/2000 Saad Rionda D6/361
D439,757 S * 4/2001 Saad Rionda D6/361
D472,744 S * 4/2003 Noll D6/344
D520,257 S * 5/2006 Ng D6/375
D569,122 S * 5/2008 Flaherty D6/381
D646,498 S * 10/2011 Blasini D6/375
D658,397 S * 5/2012 Andreucci D6/372
D671,756 S * 12/2012 Kweton D6/348
D684,395 S * 6/2013 Leemkuil D6/372
D719,367 S * 12/2014 Karasek D6/370
D719,368 S * 12/2014 Karasek D6/370

OTHER PUBLICATIONS

Tabloid Lounge Chair [online] found on Feb. 9, 2018 from URLhttp://www.storimodern.com/tabloid-lounge-chair.html.*
Novel Lounge Chair [online] found on Feb. 9, 2018 from URL http://www.storimodern.com/novel-lounge-chair.html.*

* cited by examiner

Primary Examiner — Vy Koenig
Assistant Examiner — Keith Wilson
(74) *Attorney, Agent, or Firm* — Mark W Handley

(57) **CLAIM**

The ornamental design for a lounge chair, as shown and described.

DESCRIPTION

FIG. **1** is a perspective view of a lounge chair embodying my design;
FIG. **2** is a front view of the lounge chair;
FIG. **3** is a rear view of the lounge chair;
FIG. **4** is a top view of the lounge chair;
FIG. **5** is a bottom view of the lounge chair;
FIG. **6** is a right side view of the lounge chair; and
FIG. **7** is a left side view of the lounge chair; and,
FIG. **8** is a perspective view of the lounge chair, showing a seat cushion, a back cushion and a pillow placed on the chair.
The broken lines in FIG. **1** illustrate the environment in which the claimed design is used, namely showing a pillow a seat cushion and a back cushion. None of the broken-line matter forms a part of the claimed design.

1 Claim, 5 Drawing Sheets





FIG. 1



FIG. 2



FIG. 3

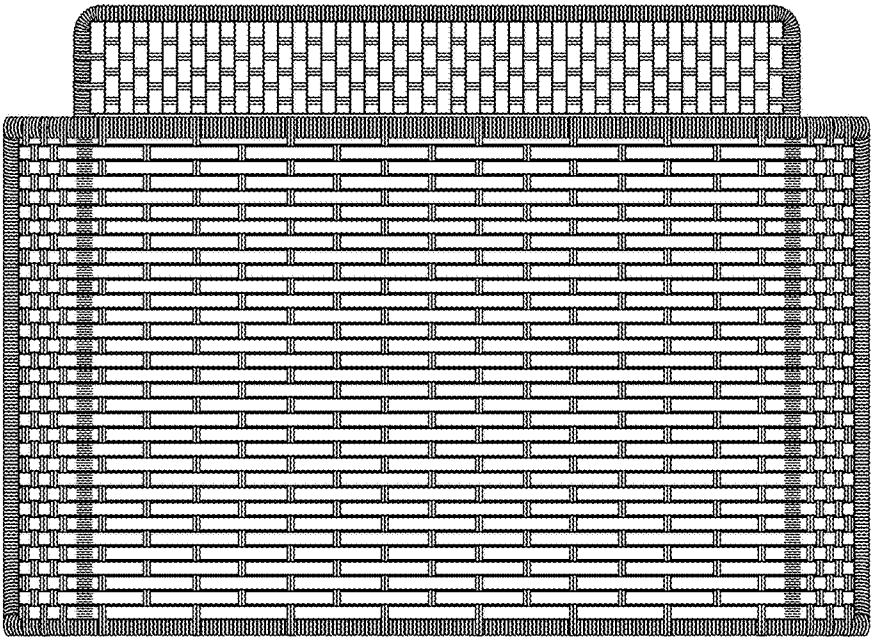

FIG. 4

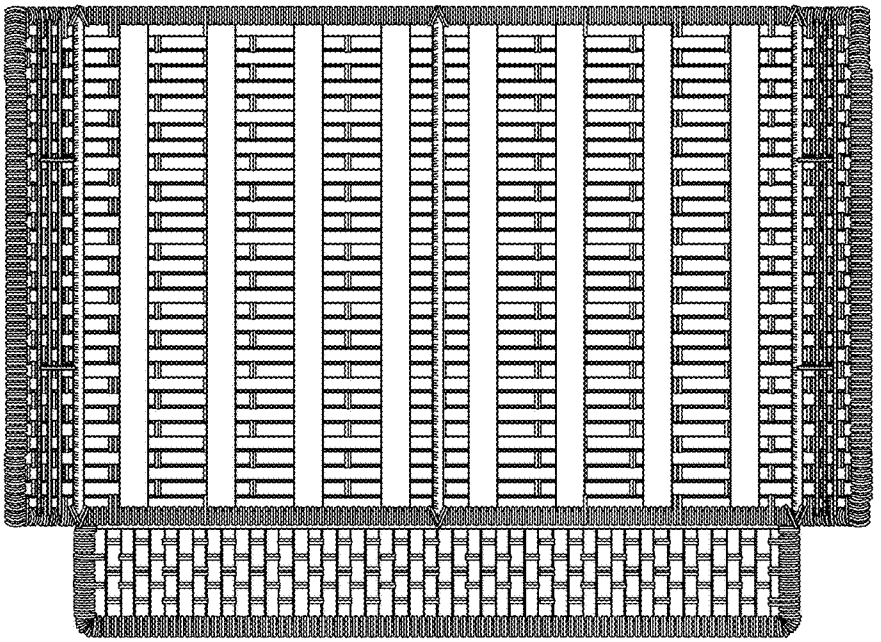

FIG. 5

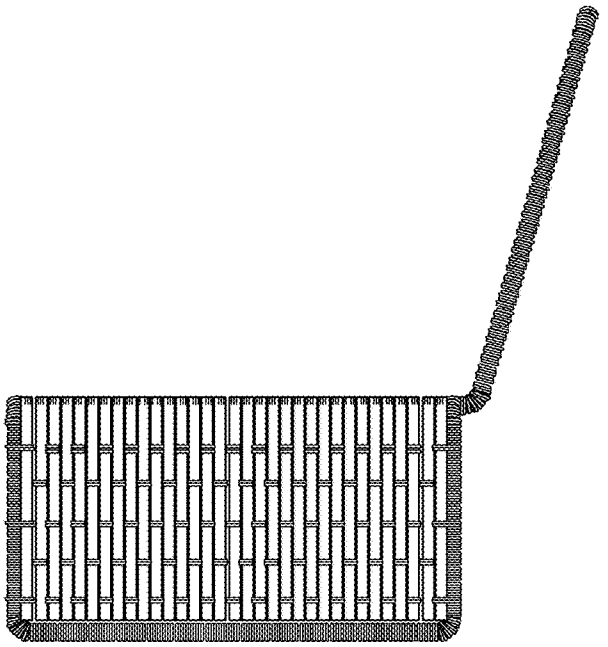

FIG. 6



FIG. 7

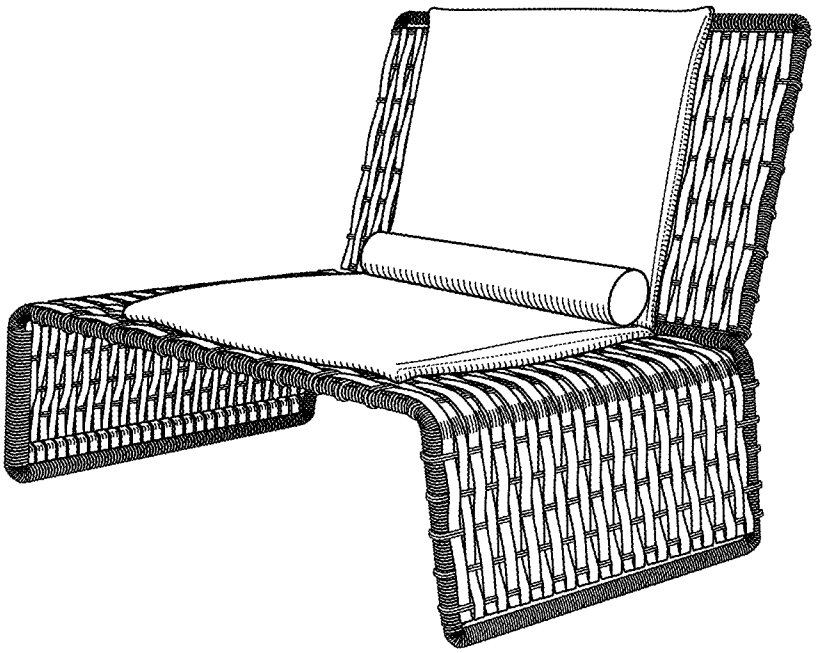

FIG. 8